REFER TO PLAN FOR LOCATION MSLA

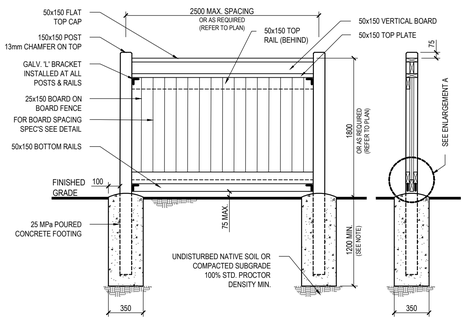

DIMENSIONS IN MILLIMETRES EXCEPT AS NOTED

NOTE:

THE DEPTH IS TO BE 1200mm MINIMUM ON NATIVE SOIL. FOR NON-NATIVE SOIL, OR FENCE HEIGHT GREATER THAN 1800mm, THE DEPTH IS TO BE DETERMINED BY A PROFESSIONAL SOIL ENGINEER.

REFER TO FENCE SPECIFICATIONS FOR MORE DETAILED INFORMATION.

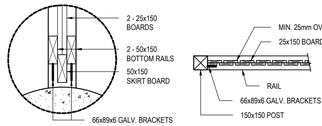

ENLARGEMENT A

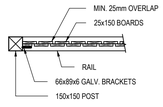

BOARD ON BOARD DETAIL

NOTES

1. ALL WOOD SHALL BE WESTERN CEDAR, SELECTED MAINLY FOR GOOD APPEARANCE AND FREE OF WANE AND BARK POCKETS. ALL TORN GRAIN SHALL BE FREE, ELIMINATED BY SANDING AND PLANING. MEMBERS EXHIBITING MODERATE TO HEAVY KNOTS SHALL BE WELL DISTRIBUTED THROUGHOUT THE INSTALLATION. POST SHALL BE SELECT KNOTTY (NLGA131A) RETENTION OF 20KG/SQ M SURFACE DENSITY.
2. ALL WOOD SHALL BE DRESSED FOUR SIDES.
3. ALL TIMBER CUTS SHALL BE STRAIGHT AND PLUMB.
4. MOISTURE CONTENT OF WOOD SHALL NOT EXCEED 14% AT THE TIME OF CONSTRUCTION.
5. ALL WOOD TO BEAR GRADING STAMP OF C.I.S. CERTIFIED AGENCY.
6. TREAT BOTTOM SKIRT BOARD WITH C.C.A. PRESERVATIVE TO A RETENTION OF 4.0KG/M³.
7. ALL FENCES SHALL BE INSTALLED WITHIN 30 DAYS OF INSTALLATION, WEATHER PERMITTING.
8. STAIN FOR WOOD FENCE – STAIN SHALL CONSIST OF:
   - A BASE OF BLENDED RESINS AND OILS IN A WATER SUSPENSION.
   - SUSPENDED SOLIDS WHICH ARE NOT LESS THAN 21% AND NOT GREATER THAN 31% BY VOLUME.
   - V.O.C.'S (VOLATILE ORGANIC COMPOUNDS) WHICH ARE NOT IN EXCESS OF 350G/L IN ACCORDANCE WITH A.S.T.M. D–2369.
   - LEVELS OF LIQUID MICROBICIDES AND ANY OTHER POTENTIAL TOXIC SUBSTANCES WHICH ARE ENVIRONMENTALLY SAFE (NOT REQUIRING PROVINCIAL OR FEDERAL REGISTRATION).
   - NONE OF THE FOLLOWING HAZARDOUS SUBSTANCES:
     - FOLPET [N–(TRICHLOROMETHYLTHIO) PHTHALIMIDE]
     - BIS (TRIBUTYLIN) OXIDE
     - COPPER NAPHTHENATE
     - COPPER 8 QUINOLINOLATE
     - ZINC NAPTHENATE
   - SUFFICIENT OXIDE PIGMENTS TO OBTAIN DESIRED COLOUR TONE AND LEVEL OF OPACITY (COLOUR TO BE APPROVED BY LANDSCAPE ARCHITECT)
9. SECTION OF POST IMBEDDED IN CONCRETE FOOTING TO BE DIPPED IN CREOSOTE.
10. LAG SCREWS AND BOLTS SHALL BE GALVANIZED AND CONFORM TO ASTM A307
11. ALL GALVANIZING TO BE HOT DIPPED IN CONFORMANCE TO CSA STANDARD 6164.
12. THE ACOUSTIC FENCE SHALL HAVE A MINIMUM FACE DENSITY OF 20 kg/m².
13. ALL NAILS GALVANIZED ARDOX, CONFORMING TO CSA STANDARD, AND 75mm UNLESS NOTED OTHERWISE. ALL NAILS TO BE EVENLY SPACED AND SET NOT LESS THAN 25mm FROM EDGE OF ANY MEMBER.
    - RAILS – 3 NAILS TO POST AT EACH END, 3 NAILS THRU BOTTOM FRONT RAIL TO VERTICAL MEMBERS AND 3 NAILS TO SKIRT BOARD IN STAGGERED PATTERN.
    - SKIRT RAIL – 2 NAILS TO POST AT EACH END.
    - FACIA BOARD – 2 NAILS (50MM) EACH END TO VERTICAL MEMBERS AND 5 NAILS IN STAGGERED PATTERN ALONG BOARD.
    - VERTICAL MEMBERS – 2 NAILS (88MM) TOP AND BOTTOM TO RAILS.
    - COPING – 2 NAILS THRU EDGES TO POST AT EACH END AND 6 NAILS THRU TOP TO VERTICAL MEMBERS.
14. COUNTER–SINK ALL NAILS AND SCREWS TO POST AT EACH END AND 6 NAILS THRU TOP TO VERTICAL MEMBERS.
15. FOUNDATION DESIGN IS BASED ON AN ALLOWABLE SOIL PRESSURE OF 96kN/M². OBTAIN PROFESSIONAL SOIL ENGINEER'S APPROVAL BEFORE CASTING CONCRETE FOR FOUNDATION.
16. DESIGN WIND SPEED 80 KM/HR, GUST TO 100 KM/HR.
17. CONCRETE FOR FOOTINGS SHALL HAVE A MINIMUM COMPRESSIVE STRENGTH OF 25 MPA IN 28 DAYS.
18. FOR ACOUSTIC FENCE, BOTTOM RAIL SHALL BE SET ON GRADE. WHERE DRAINAGE IS TO BE CONVEYED THROUGH THE BARRIER, THEN THE DESIGN SHALL COMPLY WITH STANDARD DRAWING FRW–110.
19. FIRE HOSE ACCESS TO BE DESIGNED IN ACCORDANCE WITH O.P.S.D. 998.101 & 998.131.
20. FENCES CONSTRUCTED ON BERMS:
    A. EXTEND FOOTINGS 300MM INTO UNDISTURBED SUB–GRADE.
    B. COMPACT BERMS TO A MINIMUM OF 100% STANDARD PROCTOR DENSITY.
    C. CONSTRUCT BERMS WITH A 1000MM FLAT TOP AND SIDE SLOPES NO STEEPER THAN 3:1.

1.8 HT WOOD PRIVACY FENCE (CEDAR BOARD ON BOARD)

8
L–4

SCALE: N.T.S. DATE:

REFER TO PLAN FOR LOCATION MSLA

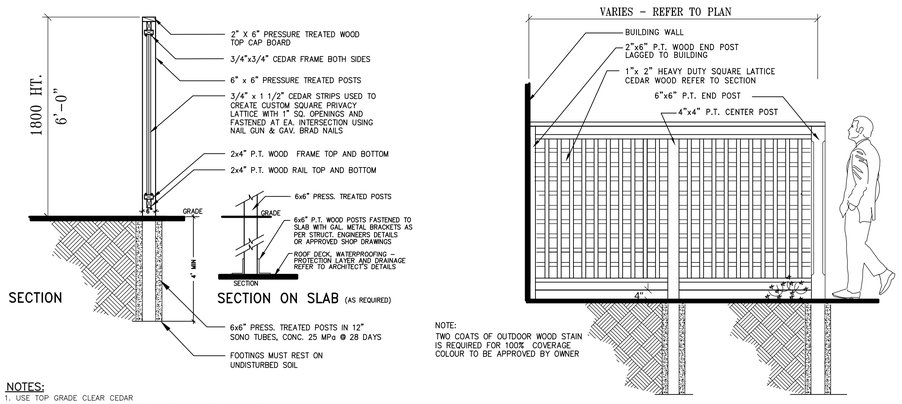

SECTION

SECTION ON SLAB (AS REQUIRED)

NOTE:
TWO COATS OF OUTDOOR WOOD STAIN IS REQUIRED FOR 100% COVERAGE COLOUR TO BE APPROVED BY OWNER

ELEVATION

NOTES:

1. USE TOP GRADE CLEAR CEDAR
2. SECURE ALL LUMBER WITH ENAMEL COATED SCREWS FOR CEDAR
3. FINISH WITH 2 COATS OF STAIN, (BEFORE BACKFILLING TO FINISH GRADE)
4. INSTALL FENCE ON COMPACTED SUBGRADES, 95 % SPD
5. TOP RAILS & CAP TO BE INSTALLED LEVEL; STEP FENCE SECTIONS AT EQUAL AMOUNTS, IE., 150, OR 300 MM; TO SUIT FINISH GRADES OF SITE.
6. MAINTAIN MINIMUM HEIGHT OF FENCE AS INDICATED.
7. ALL MATERIALS, COMPONENTS AND WORKMANSHIP TO CONFORM TO THE ONTARIO BUILDING CODE AND OTHER APPLICABLE LOCAL MUNICIPAL BY\LAWS.

CEDAR WOOD PRIVACY SCREEN DETAIL

9
L–4

SCALE: N.T.S. DATE:

REFER TO PLAN FOR LOCATION MSLA

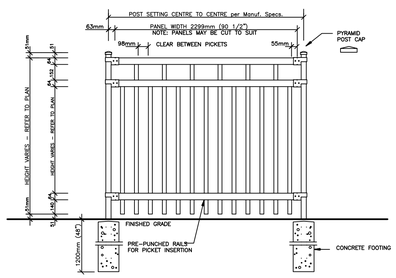

SPECIFICATIONS:

POSTS, RAILS : & PICKETS	EXTRUDED MARINE ALUMINUM CHROMATE CONVERSION COATING ELECTROSTATICALLY APPLIED THERMALLY BONDED POLYESTER POWDER COATING MINIMUM FILM THICKNESS 2.5 mils
POSTS:	76mm x 76mm (3"x3"), 7 GAUGE
POST FLANGES:	203mm x 203mm (8"x8") x 13mm (1/2") 254mm x 254mm (10"x10") x 13mm (1/2")
POST CAP:	PYRAMID OR BALL
RAILS:	38mm x 64mm (1 1/2" x 2 1/2") , 11 GAUGE
PICKETS:	19mm x 38mm (3/4" x 1 1/2") , 14 GAUGE
FITTINGS:	12 GAUGE STAMPED MARINE ALUMINUM FACTORY FINISH AS ABOVE
WELDS:	ALUMINUM

PANEL HEIGHT

PANEL WIDTH 2299 (90 1/2") AVAILABLE ONLY FOR PANEL HEIGHTS LISTED	914mm (36") 1219mm (48") 1524mm (60") 1829mm (72")
PANEL WIDTH OF 1765mm (69 1/2") AVAILABLE ONLY FOR PANEL HEIGHTS LISTED	2134mm (84") 2438mm (96") 2743mm (108") 3048mm (120") 3658mm (144")

GATES: SPECIFY OPENING WIDTHS

SINGLE _____ QUANTITY ____

DOUBLE _____ QUANTITY ____

NOTE: : OVERHEAD SLIDING GATES AVAILABLE
TAMPER PROOF NUT AVAILABLE FOR BRACKETS

COLOUR: STANDARD COLOUR BLACK
CUSTOM COLOURS AVAILABLE UPON REQUEST

WARRANTY: 5 YEAR MAINTENANCE FREE

IRON EAGLE II SERIES
CANADIAN EAGLE

IRON EAGLE INDUSTRIES INC. 1256 CARDIFF BLVD. MISSISSAUGA ONT.
TEL 905-470-2558 TELEFAX 905-470-2538

ORNAMENTAL METAL FENCE DETAIL - ALUMINUM

10
L–4

SCALE: N.T.S. DATE:

LANDSCAPE ARCHITECTS
msla
MARTON • SMITH
170 The Donway W Suite 206. Toronto, Ontario, Canada. M3C 2G3
Tel. 416 492-9966 • Fax. 416 492-0426 • E-mail. msla@msla.ca

Architect:
flanagan beresford & patteson architects
70 Silton Road, Unit1, Woodbridge, Ontario L4L 8B9
Tel. (905) 265-2688
Fax. (905) 265-2685

Client/Owner:

CITY PARK (STREETSVILLE) INC.

Municipality:

MISSISSAUGA

Notes:

No.	Revision	Date
4	Revised per Comments	03/17/17
3	Revised per Site Plan	02/14/17
2	Issued for Review	05/26/16
1	Issued for Coordination	05/16/16

North:

Stamp:

ASSOCIATION OF LANDSCAPE ARCHITECTS ONTARIO MEMBER OALA

Project:

Proposed Residential Development

5155 Mississauga Road
Streetsville, Ontario

Scale: **As Shown** Date: **May 2016**

Drawn By: **D.R.** Checked By: **L.M.**

Drawing Title:

Landscape Details

Project No. **16128**

Sheet No. **L3-02**

All information contained in these plans shall be checked by the contractor. All discrepancies shall be reported to the Landscape Architect (L.A.) before commencing with construction. All drawings have copyright and shall remain the property of the Landscape Architect. Copying or any reproduction in part or whole shall only be permitted with written consent of L.A. Drawings shall not be used for construction unless sealed & SIGNED.
All drainage patterns must drain positively away from buildings or structures at 2% min. The position of existing above ground and underground utilities and facilities are not necessarily shown on the drawings, and where shown, the accuracy of the position of utilities or facilities is not guaranteed. Before starting work, the contractor shall confirm the exact location of all existing utilities and facilities, and shall assume liability for damages.
NOTE: EXPANSION JOINTS OR DRAINAGE PATTERNS ARE TO BE CONSTRUCTED AT 3 METRE MAXIMUM SPACINGS. PROPERTY LINES AND SETBACKS MUST BE CONFIRMED BY CONTRACTOR PRIOR TO CONSTRUCTION • ANY AND ALL DEVIATIONS FROM THESE PLANS MUST BE APPROVED BY STRUCTURAL ENGINEER PRIOR TO CONSTRUCTION
DO NOT SCALE DRAWINGS • PRELIMINARY NOT FOR CONSTRUCTION • THESE DRAWINGS ARE NOT TO BE USED FOR CONSTRUCTION UNTIL COUNTERSIGNED BY L. ARCHITECT • SIGNED _____ DATE _____